



PAVERS • FACE BRICK • THIN BRICK • GLAZED BRICK • BULLNOSE AND WALLCAPS

PACIFIC CLAY PRODUCTS
14741 LAKE STREET
LAKE ELSINORE, CA 92530
951.674.2131

YANKEE HILL BRICK AND TILE
3705 S. CODDINGTON AVE
LINCOLN, NE 68522
402.477.6663



ABOUT PACIFIC CLAY PRODUCTS

In the late 1800's, the discovery of high quality clay and coal deposits near Alberhill, California led industrialists to this area in pursuit of raw materials for numerous fired ceramic products. Our clay is geologically unique in that both sedimentary (Lake, stream, or ocean deposits) and metamorphic (altered in place) clays are present. This allows for the blending necessary to make many different ceramic products. There is no other deposit of clay like this in the world, for these clays are over 200 million years old! The Alberhill area has supplied clay for fine pottery, clay sewer pipe, face brick, brick pavers, roofing tile, clay pots, firebrick, lignite coal, and modeling clay. One famous pottery company that operated on Catalina Island until the 1940's, used clay from our Alberhill mines to produce pottery that is still extremely collectible today.

The Alberhill Coal and Clay Company mined low-grade lignite coal and fire clay on these premises from 1890 until 1940. Mining in underground shafts, these tunnels were hand-dug with shovels and wheelbarrows. Long before OSHA, this was a dangerous place to work due to numerous cave-ins and associated deaths! Los Angeles Brick Company, which started in 1895 here at Alberhill, produced face brick, paving brick, sewer pipe, and roofing tile. Many of the original buildings in Los Angeles were built using these products. UCLA's Royce Hall and Powell Library, both built in the 1920's, used brick from this company. During this time, Alberhill was a self-contained community with a post office, Catholic church and elementary school located right on the property. The three-room Alberhill Schoolhouse remained open until the 1960's, and today is the site for many class reunions. The Los Angeles Brick Company was purchased by Pacific Clay Products in 1963. David H. Murdock, the current owner, purchased all the Pacific Clay stock in 1973 and took the company private.

Along with our rich history of brick products, the Pacific Clay name is also known for sewer pipe. Pacific Sewer Pipe Company had several facilities in California where they produced sewer pipe for use across the country. The Hoist Pit, just two miles south of Alberhill, supplied the Terra Cotta plant its clay for sewer pipe production from 1890 until 1915. The Terra Cotta plant was closed that year and production moved to Santa Fe Springs, California where the company went public and became Pacific Clay Products. The facility at Santa Fe Springs grew to process 200,000 tons per year, which in the mid-1960's was the largest sewer pipe production facility in the world. This plant was closed in 1980 and the Pipe Division moved to Corona, closer to Alberhill and its vast clay deposits. Pacific Clay continued to produce sewer pipe in Corona until 1997.





PAVERS • FACE BRICK • THIN BRICK • GLAZED BRICK • BULLNOSE AND WALLCAPS

PACIFIC CLAY PRODUCTS
14741 LAKE STREET
LAKE ELSINORE, CA 92530
951.674.2131

YANKEE HILL BRICK AND TILE
3705 S. CODDINGTON AVE
LINCOLN, NE 68522
402.477.6663


Pacific Clay Products has continually expanded to meet the needs of its customers, and in 1996 completed construction of a state-of-the-art brick production facility. Our present facility is the largest in the west. The new plant can burn brick in 14 hours, compared to 35 hours in a traditional plant, and can produce 40,000,000 bricks per year. Along with many historic 'ceramic firsts' such as double-bullnose, mini-brick, ruffled-texture and others, Pacific Clay continues to meet the needs of its customers by creating innovative brick designs and colors. Pacific Clay Products remains the dominant supplier of clay products in Southern California, and on fine architectural jobs across the country.



EXAMPLES OF PROMINENT BRICK PROJECTS

Listed below is a sampling of some of the key projects constructed with Pacific Clay brick products. Photographs of individual buildings are also included:

- A majority of the University of Southern California campus has been constructed with Pacific Clay products
- The University of California, Los Angeles is a prominent user of Pacific Clay brick products
- Student Housing Buildings at the University of Washington
- Fiterman Hall in New York City
- Princeton University
- City Front Terrace, San Diego





PAVERS • FACE BRICK • THIN BRICK • GLAZED BRICK • BULLNOSE AND WALLCAPS

PACIFIC CLAY PRODUCTS
14741 LAKE STREET
LAKE ELSINORE, CA 92530
951.674.2131

YANKEE HILL BRICK AND TILE
3705 S. CODDINGTON AVE
LINCOLN, NE 68522
402.477.6663



GALEN CENTER

UNIVERSITY OF SOUTHERN CALIFORNIA




Galen Center at the USC Campus includes a 3 story brick sculpture.



PAVERS • FACE BRICK • THIN BRICK • GLAZED BRICK • BULLNOSE AND WALLCAPS

PACIFIC CLAY PRODUCTS
14741 LAKE STREET
LAKE ELSINORE, CA 92530
951.674.2131

YANKEE HILL BRICK AND TILE
3705 S. CODDINGTON AVE
LINCOLN, NE 68522
402.477.6663



FITERMAN HALL

NEW YORK CITY



Fiterman Hall was damaged in 9/11 and re-built in 2010. Pacific Clay Brick with special corners were used on this project.



PAVERS • FACE BRICK • THIN BRICK • GLAZED BRICK • BULLNOSE AND WALLCAPS

PACIFIC CLAY PRODUCTS
14741 LAKE STREET
LAKE ELSINORE, CA 92530
951.674.2131

YANKEE HILL BRICK AND TILE
3705 S. CODDINGTON AVE
LINCOLN, NE 68522
402.477.6663

UNIVERSITY OF WASHINGTON

STUDENT HOUSING BUILDINGS



The University of Washington
Student Housing Buildings
were built with 4x4x16 Dark
Iron Spot Facebrick.



PAVERS • FACE BRICK • THIN BRICK • GLAZED BRICK • BULLNOSE AND WALLCAPS

PACIFIC CLAY PRODUCTS
14741 LAKE STREET
LAKE ELSINORE, CA 92530
951.674.2131

YANKEE HILL BRICK AND TILE
3705 S. CODDINGTON AVE
LINCOLN, NE 68522
402.477.6663

CITY FRONT TERRACE

SAN DIEGO, CA



City Front Terrace is a 13 story, 321 unit residential structure off the harbor in San Diego and was awarded the Brick Institute of California's Grand Prize.






PAVERS • FACE BRICK • THIN BRICK • GLAZED BRICK • BULLNOSE AND WALLCAPS

PACIFIC CLAY PRODUCTS
14741 LAKE STREET
LAKE ELSINORE, CA 92530
951.674.2131

YANKEE HILL BRICK AND TILE
3705 S. CODDINGTON AVE
LINCOLN, NE 68522
402.477.6663

UNIVERSITY OF SOUTHERN CALIFORNIA

RONALD TUTOR CAMPUS CENTER



USC's five-story, 192,000-square-foot Ronald Tutor Campus Center is the main student union at USC, playing host to cafeteria services, the USC Alumni Association, and an art collection that includes artwork by students, faculty, staff, alumni, and emerging artists-both local and international. The Tutor Center is also home to over thirty brand new meeting and event spaces, from meeting rooms accommodating six people to a Grand Ballroom with seating for over 1,000 people. The Tutor Center is the first USC building to earn a Leadership in Energy and Environmental Design (LEED) certification.




PAVERS • FACE BRICK • THIN BRICK • GLAZED BRICK • BULLNOSE AND WALLCAPS

PACIFIC CLAY PRODUCTS
14741 LAKE STREET
LAKE ELSINORE, CA 92530
951.674.2131

YANKEE HILL BRICK AND TILE
3705 S. CODDINGTON AVE
LINCOLN, NE 68522
402.477.6663

MUSEUM OF MODERN ART

SAN FRANCISCO, CA



The facade of the San Francisco Museum of Modern Art, designed by Mario Botta utilizes Pacific Clay Thin Brick.






PAVERS • FACE BRICK • THIN BRICK • GLAZED BRICK • BULLNOSE AND WALLCAPS

PACIFIC CLAY PRODUCTS
14741 LAKE STREET
LAKE ELSINORE, CA 92530
951.674.2131

YANKEE HILL BRICK AND TILE
3705 S. CODDINGTON AVE
LINCOLN, NE 68522
402.477.6663

WHEELER HIGH SCHOOL

MARIETTA, GA



Modular Thin Brick Re-Roll Blend 65% Merlot 35% Napa



PAVERS • FACE BRICK • THIN BRICK • GLAZED BRICK • BULLNOSE AND WALLCAPS

PACIFIC CLAY PRODUCTS
14741 LAKE STREET
LAKE ELSINORE, CA 92530
951.674.2131

YANKEE HILL BRICK AND TILE
3705 S. CODDINGTON AVE
LINCOLN, NE 68522
402.477.6663

UNIVERSITY OF PENNSYLVANIA

PHILADELPHIA, PA





PAVERS • FACE BRICK • THIN BRICK • GLAZED BRICK • BULLNOSE AND WALLCAPS

PACIFIC CLAY PRODUCTS
14741 LAKE STREET
LAKE ELSINORE, CA 92530
951.674.2131

YANKEE HILL BRICK AND TILE
3705 S. CODDINGTON AVE
LINCOLN, NE 68522
402.477.6663

MOOD BAR

LOS ANGELES, CA






PAVERS • FACE BRICK • THIN BRICK • GLAZED BRICK • BULLNOSE AND WALLCAPS

PACIFIC CLAY PRODUCTS
14741 LAKE STREET
LAKE ELSINORE, CA 92530
951.674.2131

YANKEE HILL BRICK AND TILE
3705 S. CODDINGTON AVE
LINCOLN, NE 68522
402.477.6663

PRIVATE RESIDENCE

ANAHEIM HILLS, CA





PAVERS • FACE BRICK • THIN BRICK • GLAZED BRICK • BULLNOSE AND WALLCAPS

PACIFIC CLAY PRODUCTS
14741 LAKE STREET
LAKE ELSINORE, CA 92530
951.674.2131

YANKEE HILL BRICK AND TILE
3705 S. CODDINGTON AVE
LINCOLN, NE 68522
402.477.6663

PRIVATE RESIDENCE

BONSALL, CA





PAVERS • FACE BRICK • THIN BRICK • GLAZED BRICK • BULLNOSE AND WALLCAPS

PACIFIC CLAY PRODUCTS
14741 LAKE STREET
LAKE ELSINORE, CA 92530
951.674.2131

YANKEE HILL BRICK AND TILE
3705 S. CODDINGTON AVE
LINCOLN, NE 68522
402.477.6663

BLIND BURRO BAR

SAN DIEGO, CA



The Blind Burro Bar, located in the Gaslamp District of San Diego, uses Pacific Clay's Americana Series Bostonian Thin Brick.



PAVERS • FACE BRICK • THIN BRICK • GLAZED BRICK • BULLNOSE AND WALLCAPS

PACIFIC CLAY PRODUCTS
14741 LAKE STREET
LAKE ELSINORE, CA 92530
951.674.2131

YANKEE HILL BRICK AND TILE
3705 S. CODDINGTON AVE
LINCOLN, NE 68522
402.477.6663

THE CROSSINGS

CORONA, CA






PAVERS • FACE BRICK • THIN BRICK • GLAZED BRICK • BULLNOSE AND WALLCAPS

PACIFIC CLAY PRODUCTS
14741 LAKE STREET
LAKE ELSINORE, CA 92530
951.674.2131

YANKEE HILL BRICK AND TILE
3705 S. CODDINGTON AVE
LINCOLN, NE 68522
402.477.6663

SKIRKANICH HALL

UNIVERSITY OF PENNSYLVANIA





PAVERS • FACE BRICK • THIN BRICK • GLAZED BRICK • BULLNOSE AND WALLCAPS

PACIFIC CLAY PRODUCTS
14741 LAKE STREET
LAKE ELSINORE, CA 92530
951.674.2131

YANKEE HILL BRICK AND TILE
3705 S. CODDINGTON AVE
LINCOLN, NE 68522
402.477.6663

TAPS RESTAURANT

CORONA, CA






PAVERS • FACE BRICK • THIN BRICK • GLAZED BRICK • BULLNOSE AND WALLCAPS






PACIFIC CLAY PRODUCTS
14741 LAKE STREET
LAKE ELSINORE, CA 92530
951.674.2131

YANKEE HILL BRICK AND TILE
3705 S. CODDINGTON AVE
LINCOLN, NE 68522
402.477.6663



COLOR SAMPLES

ROCKIES SERIES FACE BRICK



Pacific Clay's colors are produced from natural clays - color ranges are inherent in the product and should be sampled accordingly. Weights listed are averages; individual bricks may vary in dimension and weight while maintaining accordance with ASTM specifications.


Pacific Clay Products maintains the right to revise packaging and products inventoried.



PAVERS • FACE BRICK • THIN BRICK • GLAZED BRICK • BULLNOSE AND WALLCAPS

PACIFIC CLAY PRODUCTS
14741 LAKE STREET
LAKE ELSINORE, CA 92530
951.674.2131

YANKEE HILL BRICK AND TILE
3705 S. CODDINGTON AVE
LINCOLN, NE 68522
402.477.6663



COLOR SAMPLES


MODULAR FACE BRICK




SUNSET RED



RED FLASHED



ROSE TAN



BURGUNDY



MANUFACTURED USED



MFG. USED WHITE ONLY



MERLOT TUMBLED



NAPA TUMBLED



LIGHT IRON SPOT



MEDIUM IRON SPOT



DARK IRON SPOT



RED RAKED CORED

Pacific Clay's colors are produced from natural clays - color ranges are inherent in the product and should be sampled accordingly. Weights listed are averages; individual bricks may vary in dimension and weight while maintaining accordance with ASTM specifications.


Pacific Clay Products maintains the right to revise packaging and products inventoried.



PAVERS • FACE BRICK • THIN BRICK • GLAZED BRICK • BULLNOSE AND WALLCAPS


PACIFIC CLAY PRODUCTS
14741 LAKE STREET
LAKE ELSINORE, CA 92530
951.674.2131

YANKEE HILL BRICK AND TILE
3705 S. CODDINGTON AVE
LINCOLN, NE 68522
402.477.6663




COLOR SAMPLES


ARMADA FACE BRICK




SUNSET RED



RED FLASHED



BURGUNDY



SALTILLO



MEDIUM IRON SPOT



DARK IRON SPOT

Pacific Clay's colors are produced from natural clays - color ranges are inherent in the product and should be sampled accordingly. Weights listed are averages; individual bricks may vary in dimension and weight while maintaining accordance with ASTM specifications.


Pacific Clay Products maintains the right to revise packaging and products inventoried.



PAVERS • FACE BRICK • THIN BRICK • GLAZED BRICK • BULLNOSE AND WALLCAPS

PACIFIC CLAY PRODUCTS
14741 LAKE STREET
LAKE ELSINORE, CA 92530
951.674.2131

YANKEE HILL BRICK AND TILE
3705 S. CODDINGTON AVE
LINCOLN, NE 68522
402.477.6663



COLOR SAMPLES

MODULAR THIN BRICK




SUNSET RED



RED FLASHED



ROSE TAN



BURGUNDY




NAPA TUMBLED



MERLOT TUMBLED



MANUFACTURED USED



MFG. USED WHITE ONLY



BROWN FLASHED



LIGHT IRON SPOT



MEDIUM IRON SPOT



DARK IRON SPOT

Pacific Clay's colors are produced from natural clays - color ranges are inherent in the product and should be sampled accordingly. Weights listed are averages; individual bricks may vary in dimension and weight while maintaining accordance with ASTM specifications.


Pacific Clay Products maintains the right to revise packaging and products inventoried.



PAVERS • FACE BRICK • THIN BRICK • GLAZED BRICK • BULLNOSE AND WALLCAPS


PACIFIC CLAY PRODUCTS
14741 LAKE STREET
LAKE ELSINORE, CA 92530
951.674.2131

YANKEE HILL BRICK AND TILE
3705 S. CODDINGTON AVE
LINCOLN, NE 68522
402.477.6663



COLOR SAMPLES

PRIMERO THIN BRICK



SUNSET RED



RED FLASHED



SAN RAFAEL



BOSTONIAN



CHOCOLATE

Pacific Clay's colors are produced from natural clays - color ranges are inherent in the product and should be sampled accordingly. Weights listed are averages; individual bricks may vary in dimension and weight while maintaining accordance with ASTM specifications.

Pacific Clay Products maintains the right to revise packaging and products inventoried.

COLOR SAMPLES

MODULAR PAVERS



SUNSET RED



RED FLASHED



ROSE TAN



BURGUNDY



SALTILLO



STERLING GREY



PUEBLO



BROWN FLASHED



LIGHT IRON SPOT



MEDIUM IRON SPOT



DARK IRON SPOT

Pacific Clay's colors are produced from natural clays - color ranges are inherent in the product and should be sampled accordingly. Weights listed are averages; individual bricks may vary in dimension and weight while maintaining accordance with ASTM specifications.

Pacific Clay Products maintains the right to revise packaging and products inventoried.



PUEBLO FLASHED



PUEBLO FLASHED
TUMBLED



SANTA FE PUEBLO




SANTA FE PUEBLO
TUMBLED



PAVERS • FACE BRICK • THIN BRICK • GLAZED BRICK • BULLNOSE AND WALLCAPS

PACIFIC CLAY PRODUCTS
14741 LAKE STREET
LAKE ELSINORE, CA 92530
951.674.2131

YANKEE HILL BRICK AND TILE
3705 S. CODDINGTON AVE
LINCOLN, NE 68522
402.477.6663



COLOR SAMPLES

BEAR PATH PAVERS



SUNSET RED



RED FLASHED



BURGUNDY



LIGHT IRON SPOT



MEDIUM IRON SPOT



DARK IRON SPOT

Pacific Clay's colors are produced from natural clays - color ranges are inherent in the product and should be sampled accordingly. Weights listed are averages; individual bricks may vary in dimension and weight while maintaining accordance with ASTM specifications.


Pacific Clay Products maintains the right to revise packaging and products inventoried.



PAVERS • FACE BRICK • THIN BRICK • GLAZED BRICK • BULLNOSE AND WALLCAPS

PACIFIC CLAY PRODUCTS
14741 LAKE STREET
LAKE ELSINORE, CA 92530
951.674.2131

YANKEE HILL BRICK AND TILE
3705 S. CODDINGTON AVE
LINCOLN, NE 68522
402.477.6663



COLOR SAMPLES

COMBO PAVERS



SUNSET RED



RED FLASHED



BURGUNDY



LIGHT IRON SPOT



MEDIUM IRON SPOT



DARK IRON SPOT

Pacific Clay's colors are produced from natural clays - color ranges are inherent in the product and should be sampled accordingly. Weights listed are averages; individual bricks may vary in dimension and weight while maintaining accordance with ASTM specifications.


Pacific Clay Products maintains the right to revise packaging and products inventoried.



PAVERS • FACE BRICK • THIN BRICK • GLAZED BRICK • BULLNOSE AND WALLCAPS

PACIFIC CLAY PRODUCTS
14741 LAKE STREET
LAKE ELSINORE, CA 92530
951.674.2131

YANKEE HILL BRICK AND TILE
3705 S. CODDINGTON AVE
LINCOLN, NE 68522
402.477.6663



COLOR SAMPLES

COMMON PAVERS



SUNSET RED



RED FLASHED



CABRILLO



CHOCOLATE



MANUFACTURED USED



MFG. USED WHITE ONLY

Pacific Clay's colors are produced from natural clays - color ranges are inherent in the product and should be sampled accordingly. Weights listed are averages; individual bricks may vary in dimension and weight while maintaining accordance with ASTM specifications.


Pacific Clay Products maintains the right to revise packaging and products inventoried.



PAVERS • FACE BRICK • THIN BRICK • GLAZED BRICK • BULLNOSE AND WALLCAPS

PACIFIC CLAY PRODUCTS
14741 LAKE STREET
LAKE ELSINORE, CA 92530
951.674.2131

YANKEE HILL BRICK AND TILE
3705 S. CODDINGTON AVE
LINCOLN, NE 68522
402.477.6663



COLOR SAMPLES

MISSION PAVERS



SUNSET RED



RED FLASHED



BROWN FLASHED



TUMBLED RED



TUMBLED RED FLASHED



CABRILLO



TUMBLED BROWN FLASHED

Pacific Clay's colors are produced from natural clays - color ranges are inherent in the product and should be sampled accordingly. Weights listed are averages; individual bricks may vary in dimension and weight while maintaining accordance with ASTM specifications.

Pacific Clay Products maintains the right to revise packaging and products inventoried.

COLOR SAMPLES


JUMBO AND OVERSIZED PAVERS




1112 SUNSET RED



1112 RED FLASHED



1112 MFG. USED



1112 MFG. USED
WHITE ONLY



JUMBO RED



JUMBO RED FLASHED



JUMBO CABRILLO



JUMBO BROWN FLASHED



OVERSIZED RED

Pacific Clay's colors are produced from natural clays - color ranges are inherent in the product and should be sampled accordingly. Weights listed are averages; individual bricks may vary in dimension and weight while maintaining accordance with ASTM specifications.

Pacific Clay Products maintains the right to revise packaging and products inventoried.



PAVERS • FACE BRICK • THIN BRICK • GLAZED BRICK • BULLNOSE AND WALLCAPS

PACIFIC CLAY PRODUCTS
14741 LAKE STREET
LAKE ELSINORE, CA 92530
951.674.2131

YANKEE HILL BRICK AND TILE
3705 S. CODDINGTON AVE
LINCOLN, NE 68522
402.477.6663

COLOR SAMPLES

PRIMERO PAVERS



BOSTONIAN



CHOCOLATE



SAN RAFAEL



SUNSET RED



RED FLASHED



DESERT SAND

Pacific Clay's colors are produced from natural clays - color ranges are inherent in the product and should be sampled accordingly. Weights listed are averages; individual bricks may vary in dimension and weight while maintaining accordance with ASTM specifications.

Pacific Clay Products maintains the right to revise packaging and products inventoried.





PAVERS • FACE BRICK • THIN BRICK • GLAZED BRICK • BULLNOSE AND WALLCAPS

PACIFIC CLAY PRODUCTS
14741 LAKE STREET
LAKE ELSINORE, CA 92530
951.674.2131

YANKEE HILL BRICK AND TILE
3705 S. CODDINGTON AVE
LINCOLN, NE 68522
402.477.6663

COLOR SAMPLES


CLOSURE THIN BRICK



SUNSET RED



RED FLASHED




SALTILLO



MANUFACTURED USED



MFG. USED WHITE ONLY



BURGUNDY



MEDIUM IRON SPOT



DARK IRON SPOT

Pacific Clay's colors are produced from natural clays - color ranges are inherent in the product and should be sampled accordingly. Weights listed are averages; individual bricks may vary in dimension and weight while maintaining accordance with ASTM specifications.


Pacific Clay Products maintains the right to revise packaging and products inventoried.



PAVERS • FACE BRICK • THIN BRICK • GLAZED BRICK • BULLNOSE AND WALLCAPS

PACIFIC CLAY PRODUCTS
14741 LAKE STREET
LAKE ELSINORE, CA 92530
951.674.2131

YANKEE HILL BRICK AND TILE
3705 S. CODDINGTON AVE
LINCOLN, NE 68522
402.477.6663



COLOR SAMPLES

SINGLE BULLNOSE



SUNSET RED



RED FLASHED



ROSE TAN



BURGUNDY



BROWN FLASHED




SALTILLO



MANUFACTURED USED



MFG. USED WHITE ONLY



LIGHT IRON SPOT



MEDIUM IRON SPOT



DARK IRON SPOT



PUEBLO



STERLING GREY

Pacific Clay's colors are produced from natural clays - color ranges are inherent in the product and should be sampled accordingly. Weights listed are averages; individual bricks may vary in dimension and weight while maintaining accordance with ASTM specifications.


Pacific Clay Products maintains the right to revise packaging and products inventoried.



PAVERS • FACE BRICK • THIN BRICK • GLAZED BRICK • BULLNOSE AND WALLCAPS

PACIFIC CLAY PRODUCTS
14741 LAKE STREET
LAKE ELSINORE, CA 92530
951.674.2131

YANKEE HILL BRICK AND TILE
3705 S. CODDINGTON AVE
LINCOLN, NE 68522
402.477.6663



COLOR SAMPLES

DOUBLE BULLNOSE



SUNSET RED



RED FLASHED



ROSE TAN



BURGUNDY



BROWN FLASHED



SALTILLO



MANUFACTURED USED



MFG. USED WHITE ONLY



LIGHT IRON SPOT



MEDIUM IRON SPOT



DARK IRON SPOT



PUEBLO



STERLING GREY

Pacific Clay's colors are produced from natural clays - color ranges are inherent in the product and should be sampled accordingly. Weights listed are averages; individual bricks may vary in dimension and weight while maintaining accordance with ASTM specifications.


Pacific Clay Products maintains the right to revise packaging and products inventoried.



PAVERS • FACE BRICK • THIN BRICK • GLAZED BRICK • BULLNOSE AND WALLCAPS


PACIFIC CLAY PRODUCTS
14741 LAKE STREET
LAKE ELSINORE, CA 92530
951.674.2131

YANKEE HILL BRICK AND TILE
3705 S. CODDINGTON AVE
LINCOLN, NE 68522
402.477.6663



COLOR SAMPLES

TEXAS BULLNOSE



SUNSET RED



RED FLASHED



BROWN FLASHED

Pacific Clay's colors are produced from natural clays - color ranges are inherent in the product and should be sampled accordingly. Weights listed are averages; individual bricks may vary in dimension and weight while maintaining accordance with ASTM specifications.


Pacific Clay Products maintains the right to revise packaging and products inventoried.



PAVERS • FACE BRICK • THIN BRICK • GLAZED BRICK • BULLNOSE AND WALLCAPS

PACIFIC CLAY PRODUCTS
14741 LAKE STREET
LAKE ELSINORE, CA 92530
951.674.2131

YANKEE HILL BRICK AND TILE
3705 S. CODDINGTON AVE
LINCOLN, NE 68522
402.477.6663



COLOR SAMPLES

PRO FINISH BULLNOSE



SUNSET RED



RED FLASHED



BROWN FLASHED



BURGUNDY



MANUFACTURED USED



MFG. USED WHITE ONLY



PUEBLO



STERLING GREY



LIGHT IRON SPOT



MEDIUM IRON SPOT



DARK IRON SPOT

Pacific Clay's colors are produced from natural clays - color ranges are inherent in the product and should be sampled accordingly. Weights listed are averages; individual bricks may vary in dimension and weight while maintaining accordance with ASTM specifications.


Pacific Clay Products maintains the right to revise packaging and products inventoried.



PAVERS • FACE BRICK • THIN BRICK • GLAZED BRICK • BULLNOSE AND WALLCAPS

PACIFIC CLAY PRODUCTS
14741 LAKE STREET
LAKE ELSINORE, CA 92530
951.674.2131

YANKEE HILL BRICK AND TILE
3705 S. CODDINGTON AVE
LINCOLN, NE 68522
402.477.6663



COLOR SAMPLES

SAFETY GRIP BULLNOSE



SUNSET RED



RED FLASHED



ROSE TAN



BURGUNDY



BROWN FLASHED



SALTILLO



MANUFACTURED USED



MFG. USED WHITE ONLY



LIGHT IRON SPOT



MEDIUM IRON SPOT



DARK IRON SPOT



PUEBLO



STERLING GREY

Pacific Clay's colors are produced from natural clays - color ranges are inherent in the product and should be sampled accordingly. Weights listed are averages; individual bricks may vary in dimension and weight while maintaining accordance with ASTM specifications.


Pacific Clay Products maintains the right to revise packaging and products inventoried.



PAVERS • FACE BRICK • THIN BRICK • GLAZED BRICK • BULLNOSE AND WALLCAPS

PACIFIC CLAY PRODUCTS
14741 LAKE STREET
LAKE ELSINORE, CA 92530
951.674.2131

YANKEE HILL BRICK AND TILE
3705 S. CODDINGTON AVE
LINCOLN, NE 68522
402.477.6663




COLOR SAMPLES

RETROFIT BULLNOSE



SUNSET RED



RED FLASHED



MANUFACTURED USED



MFG. USED WHITE ONLY

Pacific Clay's colors are produced from natural clays - color ranges are inherent in the product and should be sampled accordingly. Weights listed are averages; individual bricks may vary in dimension and weight while maintaining accordance with ASTM specifications.

Pacific Clay Products maintains the right to revise packaging and products inventoried.




PAVERS • FACE BRICK • THIN BRICK • GLAZED BRICK • BULLNOSE AND WALLCAPS

PACIFIC CLAY PRODUCTS
14741 LAKE STREET
LAKE ELSINORE, CA 92530
951.674.2131

YANKEE HILL BRICK AND TILE
3705 S. CODDINGTON AVE
LINCOLN, NE 68522
402.477.6663

COLOR SAMPLES

CAPELLA WALLCAPS



SUNSET RED



RED FLASHED



BURGUNDY



SALTILLO



LIGHT IRON SPOT



MEDIUM IRON SPOT



DARK IRON SPOT

Pacific Clay's colors are produced from natural clays - color ranges are inherent in the product and should be sampled accordingly. Weights listed are averages; individual bricks may vary in dimension and weight while maintaining accordance with ASTM specifications.


Pacific Clay Products maintains the right to revise packaging and products inventoried.



PAVERS • FACE BRICK • THIN BRICK • GLAZED BRICK • BULLNOSE AND WALLCAPS

PACIFIC CLAY PRODUCTS
14741 LAKE STREET
LAKE ELSINORE, CA 92530
951.674.2131

YANKEE HILL BRICK AND TILE
3705 S. CODDINGTON AVE
LINCOLN, NE 68522
402.477.6663



COLOR SAMPLES

PLANO WALLCAPS



SUNSET RED



RED FLASHED



SALTILLO



STERLING GREY



MEDIUM IRON SPOT



DARK IRON SPOT

Pacific Clay's colors are produced from natural clays - color ranges are inherent in the product and should be sampled accordingly. Weights listed are averages; individual bricks may vary in dimension and weight while maintaining accordance with ASTM specifications.


Pacific Clay Products maintains the right to revise packaging and products inventoried.



PAVERS • FACE BRICK • THIN BRICK • GLAZED BRICK • BULLNOSE AND WALLCAPS

PACIFIC CLAY PRODUCTS
14741 LAKE STREET
LAKE ELSINORE, CA 92530
951.674.2131

YANKEE HILL BRICK AND TILE
3705 S. CODDINGTON AVE
LINCOLN, NE 68522
402.477.6663



COLOR SAMPLES

GLAZED BRICK



AQUA



BLUE



MARBLE



MAROON



ONYX



ORANGE



SIENNA



SLATE



TRAVERTINE

Pacific Clay's colors are produced from natural clays - color ranges are inherent in the product and should be sampled accordingly. Weights listed are averages; individual bricks may vary in dimension and weight while maintaining accordance with ASTM specifications.

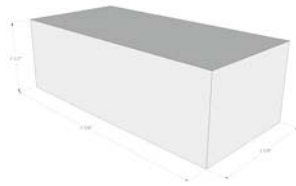
Pacific Clay Products maintains the right to revise packaging and products inventoried.

PRODUCT DIMENSIONS

PAVERS

Modular Solid Paver (Solid, Wirecut)


3 5/8 x 2 1/4 x 7 5/8"



Weight: 4.5 lbs. each
Coverage: 4.5 pcs. per sq. ft.
(using 3/8" grout line)
Colors: Brown Flashed*, Burgundy, Dark Iron Spot*, Red Flashed*, Light Iron Spot*, Medium Iron Spot*, Rose Tan, Royal Saltillo*, Sterling Grey, Sunset Red, Pueblo
Meets ASTM C-902 Standards

#1112 Paver (Solid, Wirecut)

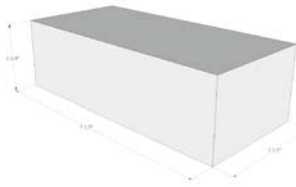
3 1/2 x 2 3/16 x 1 1/2"



Weight: 6.6 lbs. each
Coverage: 3.0 pcs. per sq. ft.
(using 1/2" grout line)
Colors: Red Flashed*, Sunset Red, Manufactured Used, Manufactured Used - White Only
Meets ASTM C-902 Standards

Combo Paver (Solid, Wirecut, Die Skin)

3 1/2 x 2 3/16 x 7 1/2"



Weight: 4.5 lbs. each
Coverage: 4.5 pcs. per sq. ft.
(using 1/2" grout line)
Colors: Burgundy, Dark Iron Spot*, Red Flashed*, Light Iron Spot*, Medium Iron Spot*, Sunset Red
Meets ASTM C-902 Standards

Common Split Paver


3 3/4 x 1 1/4 x 8"



Weight: 3 lbs. each
Coverage: 4.5 pcs. per sq. ft.
(using 1/2" grout line)
Colors: Red Common, Red Flashed, Manufactured Used, Manufactured Used - White Only
Meets ASTM C-902 Standards

Modular Split Paver (Solid, Wirecut)


3 5/8 x 1 1/4 x 7 5/8"



Weight: 2.8 lbs. each
Coverage: 4.5 pcs. per sq. ft.
(using 3/8" grout line)
Colors: Brown Flashed*, Burgundy, Dark Iron Spot*, Red Flashed*, Light Iron Spot*, Medium Iron Spot*, Rose Tan, Royal Saltillo*, Sterling Grey, Sunset Red, Pueblo
Meets ASTM C-902 Standards

Common Paver


3 3/4 x 2 1/4 x 8"



Weight: 5.0 lbs. each
Coverage: 4.5 pcs. per sq. ft.
(using 1/2" grout line)
Colors: Red Common, Red Flashed, Manufactured Used, Manufactured Used - White Only, Chocolate
Meets ASTM C-902 Standards

Mission Paver - 2 1/4" (Solid, Wirecut)

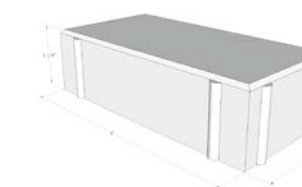
4 x 2 1/4 x 8"



Weight: 5.9 lbs. each
Coverage: 4.5 pcs. per sq. ft.
(sand set no grout joint)
Colors: Sunset Red, Red Flashed, Brown Flashed, Rustic Red, Rustic Red Flashed, Rustic Cabrillo
Meets ASTM C-902 Standards

Bear Path Paver - 2 1/4" (Solid, Wirecut)

4 x 2 1/4 x 8"



Weight: 5.9 lbs. each
Coverage: 4.5 pcs. per sq. ft.
(sand set no grout joint)
Colors: Sunset Red, Burgundy, Dark Iron Spot*, Red Flashed*, Light Iron Spot*, and Medium Iron Spot*.
Also available in 2 5/8 Vehicular Rated
Meets ASTM C-902 Standards

PRODUCT DIMENSIONS

FACE BRICK

MODULAR

7 5/8" x 3 5/8" x 2 1/4"


(Cored/Solid, Velour/Smooth Texture)

Weight: Cored - 3.8 lbs. each Solid - 4.5 lbs. each

Coverage: Veneer 6.75 pcs. per sq. ft. (using 3/8" grout line)

Paving 4.5 pcs. per sq. ft. (using 3/8" grout line)

Meets ASTM C-216, FBX, SW



CLOSURE

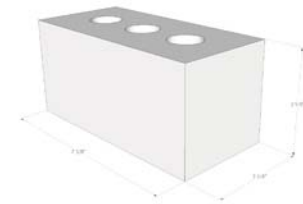
7 5/8" x 3 5/8" x 3 5/8"

(Cored/Solid, Velour/Smooth Texture)

Weight: Cored - 6.2 lbs. each Solid - 6.6 lbs. each

Coverage: 4.5 pieces per sq ft (using 3/8" joint)

Meets ASTM C-216, FBX, SW



NORMAN

11 1/2" x 3 1/2" x 2 3/16"


(Cored/Solid, Velour Texture)

Weight: Cored - 6.2 lbs. each Solid - 6.6 lbs. each

Coverage: Veneer 4.5 pcs. per sq. ft. (using 1/2" grout line)

Paving 3.0 pcs. per sq. ft. (using 1/2" grout line)

Meets ASTM C-216, FBX, SW



UTILITY

11 5/8" x 3 5/8" x 3 5/8"

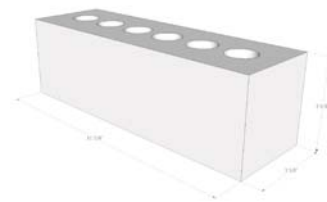
(Cored/Solid, Velour/Smooth Texture)

(Custom order item)

Weight: Cored - 8 lbs. each Solid - 9.3 lbs. each

Coverage: 3 pcs. per sq. ft. (using 1/2" grout line)

Meets ASTM C-216, FBX, SW



PADRE


(Solid, Special Padre Texture/Color Only)

11 1/2" x 3" x 4"

Weight: Solid - 10 lbs. each

Coverage: 3 pcs. per sq. ft. (using 1/2" grout line)

Meets ASTM C-216, FBX, SW



COMMON

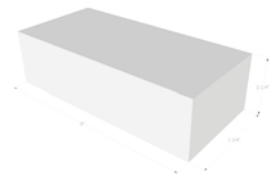
8" x 3-3/4" x 2-1/4"

Solid (1 Side & 1 End Velour - 1 Side & 1 End Smooth)

Weight: 5.2 lbs. each

Coverage: Veneer 6.2 pcs. per sq. ft.

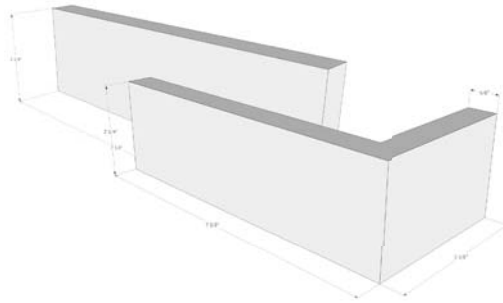
Meets ASTM C-216, FBX, SW



PRODUCT DIMENSIONS

THIN BRICK

Modular



Flat

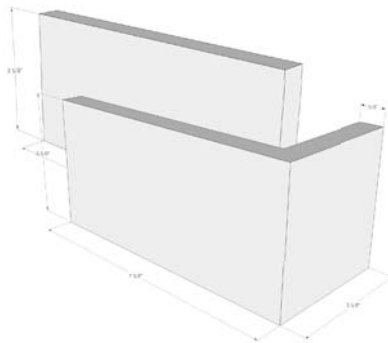
Size: 5/8" x 2-1/4" x 7-5/8"
Weight: .75 lb. per piece
Coverage: 6.9 pieces per sq. ft. (3/8" grout line)
Packaging: 60 pcs per box, 40 boxes per pallet

Corner

Size: 5/8" x 2-1/4" x 7-5/8" x 3-5/8" (Return)
Weight: 1.1 lb. per piece
Coverage: 4.6 pieces per sq. ft. (3/8" grout line)
Packaging: 0 pcs per box, 40 boxes per pallet

Meets ASTM C-1088, TBX, SW

Closure



Flat

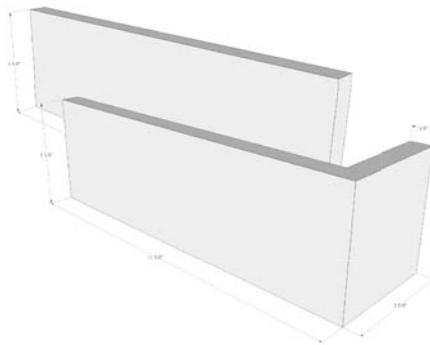
Size: 5/8" x 3-5/8" x 7-5/8"
Weight: 1.2 lb. per piece
Coverage: 4.5 pieces per sq. ft. (3/8" grout line)
Packaging: 60 pcs per box, 32 boxes per pallet

Corner

Size: 5/8" x 2-1/4" x 7-5/8" x 3-5/8" (Return)
Weight: 1.7 lb. per piece
Coverage: 3.0 pieces per sq. ft. (3/8" grout line)
Packaging: 30 pcs per box, boxes per pallet

Meets ASTM C-1088, TBX, SW

Utility



Flat

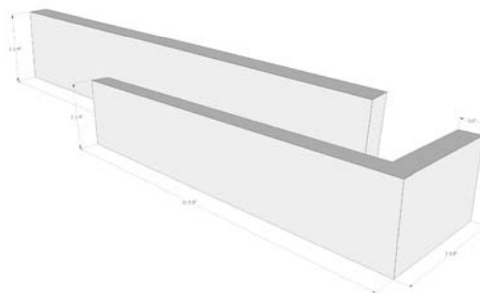
Size: 5/8" x 3-5/8" x 11-5/8"
Weight: 2.6 lb. per piece
Coverage: 3.0 pieces per sq. ft. (3/8" grout line)
Packaging: 30 pcs per box, 32 boxes per pallet

Corner

Size: 5/8" x 3-5/8" x 7-5/8" x 3-5/8" (Return)
Weight: 3.4 lb. per piece
Coverage: 3.0 pieces per sq. ft. (3/8" grout line)
Packaging: 20 pcs per box, 32 boxes per pallet

Meets ASTM C-1088, TBX, SW

Norman



Flat

Size: 5/8" x 2-1/4" x 11-5/8"
Weight: 1.6 lb. per piece
Coverage: 4.5 pcs per sq. ft. (3/8" grout line)
Packaging: 40 pcs per box, 32 boxes per pallet

Corner

Size: 5/8" x 2-1/4" x 11-5/8" x 3-5/8" (Return)
Weight: 2.1 lb. per piece
Coverage: 4.56 pcs per sq. ft. (3/8" grout line)
Packaging: 20 pcs per box, 32 boxes per pallet

Meets ASTM C-1088, TBX, SW



PAVERS • FACE BRICK • THIN BRICK • GLAZED BRICK • BULLNOSE AND WALLCAPS

PACIFIC CLAY PRODUCTS
14741 LAKE STREET
LAKE ELSINORE, CA 92530
951.674.2131


YANKEE HILL BRICK AND TILE
3705 S. CODDINGTON AVE
LINCOLN, NE 68522
402.477.6663

PRODUCT DIMENSIONS

WALLCAPS


10" Capella Wallcap - 10 x 2 x 105/8"

Unit Weight: 11 lbs.
Pallet Weight: 1,327 lbs.
Coverage: 1.1 Units per lineal foot (using 1/2" grout line)
120 Units per pallet
Meets ASTM C-902




8" Capella Wallcap - 8 x 2 x 105/8"

Unit Weight: 8.5 lbs.
Pallet Weight: 1,377 lbs.
Coverage: 1.1 Units per lineal foot (using 1/2" grout line)
150 Units per pallet
Meets ASTM C-902




10" Plano Wallcap - 10 x 2 x 105/8"

Unit Weight: 11 lbs.
Pallet Weight: 1,327 lbs.
Coverage: 1.1 Units per lineal foot (using 1/2" grout line)
120 Units per pallet
Meets ASTM C-902



8" Plano Wallcap - 8 x 2 x 105/8"

Unit Weight: 8.5 lbs.
Pallet Weight: 1,377 lbs.
Coverage: 1.1 Units per lineal foot (using 1/2" grout line)
150 Units per pallet
Meets ASTM C-902



PRODUCT DIMENSIONS

BULLNOSE



SINGLE
Unit Weight: 4.8 lbs. Kord - 5.6 lbs. Solid
Pallet Weight: 1,883 lbs. Kord - 2,190 lbs. Solid
Coverage: 3.0 Units per lineal foot
(using 1/2" grout line)
Meets ASTM C-902



DOUBLE
Unit Weight: 4.8 lbs. Kord - 5.6 lbs. Solid
Pallet Weight: 1,883 lbs. Kord - 2,190 lbs. Solid
Coverage: 3.0 Units per lineal foot
(using 1/2" grout line)
Meets ASTM C-902

9" Bullnose

3 1/2 x 2 3/16 x 9"

384 Units per pallet



SINGLE
Unit Weight: 6.0 lbs. Kord - 7.0 lbs. Solid
Pallet Weight: 1,768 lbs. Kord - 2,056 lbs. Solid
Coverage: 3.0 Units per lineal foot
(using 1/2" grout line)
Meets ASTM C-902




DOUBLE
Unit Weight: 6.0 lbs. Kord - 7.0 lbs. Solid
Pallet Weight: 1,768 lbs. Kord - 2,056 lbs. Solid
Coverage: 3.0 Units per lineal foot
(using 1/2" grout line)
Meets ASTM C-902

12" Bullnose

3 1/2 x 2 3/16 x 11 1/2"

288 Units per pallet

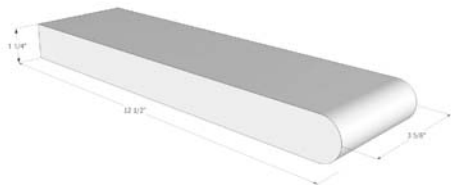


Unit Weight: 5.0 lbs. Solid
Pallet Weight: 1,613 lbs.
Available Colors: Brown Flashed, Burgundy, Dark Iron Spot, Light Iron Spot, Medium Iron Spot, Red Flashed, Rose Tan, Royal Sالتيلو, Sterling Grey, Sunset Red, and Pueblo
Coverage: 3.0 Units per lineal foot (using 3/8" grout line)
Meets ASTM C-902

Safety Grip Bullnose

3 5/8 x 11 1/4 x 12 1/2"

320 Units per pallet




Unit Weight: 5.0 lbs. Solid
Available Colors: Sunset Red, Red Flashed, Manufactured Used*, Manufactured Used - white only*.
Coverage: 3.0 Units per lineal foot (using 3/8" grout line)
Meets ASTM C-902

Retrofit Bullnose

3 5/8 x 11 1/4 x 12 1/2"

400 Units per pallet



Unit Weight: 6.0 lbs. Solid
Available Colors: Sunset Red, Red Flashed, Burgundy, Medium Iron Spot, Sterling Grey, Brown Flash, Pueblo, Manufactured Used, Manufactured Used - white only, Dark Iron Spot, Light Iron Spot
Meets ASTM C-902

Profinish Bullnose

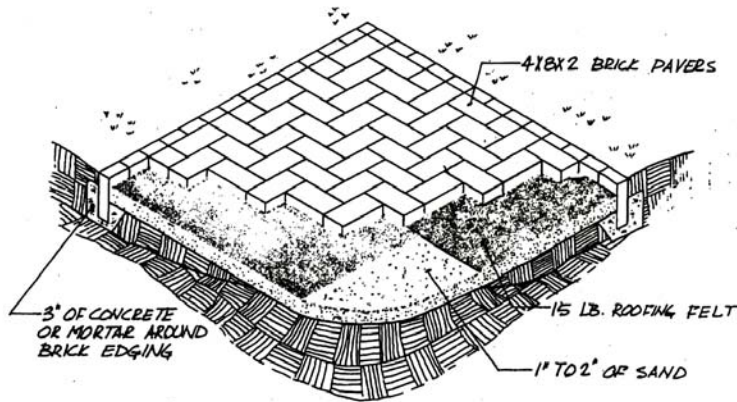
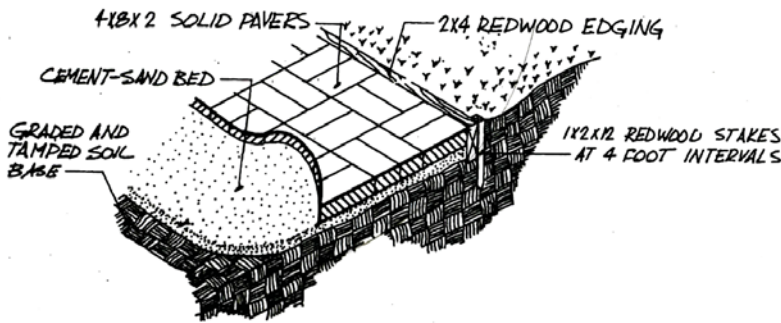
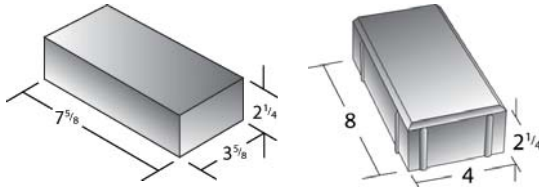
3 1/2 x 2 3/16 x 11 1/2"

6 pcs per box


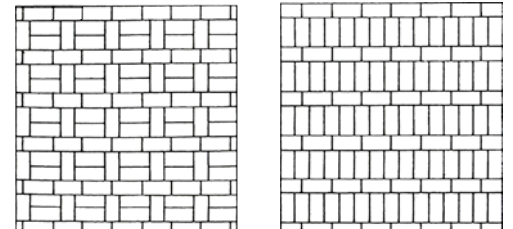
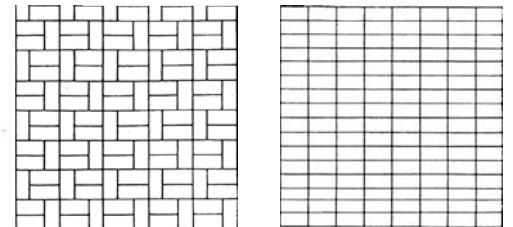
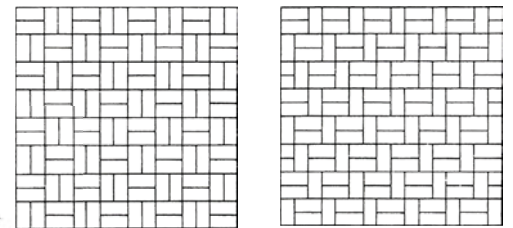

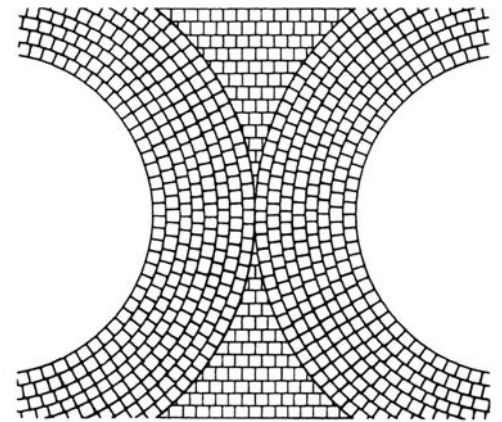
PAVER INSTALLATION

MORTARLESS PAVING ON SAND BED

MODULAR SIZE PAVER FULL SIZE PAVER



PAVER PATTERNS



HOW MANY PAVERS DO YOU NEED?

PATIO SIZE _____ = _____ Sq. Ft.

_____ Sq. Ft. X 4.5 = _____ #4"x8" PAVERS

_____ Sq. Ft. X 5 = _____ # MODULAR PAVERS

ADD 5% FOR WASTE = _____ TOTAL PAVERS



PAVERS • FACE BRICK • THIN BRICK • GLAZED BRICK • BULLNOSE AND WALLCAPS

PACIFIC CLAY PRODUCTS
14741 LAKE STREET
LAKE ELSINORE, CA 92530
951.674.2131

YANKEE HILL BRICK AND TILE
3705 S. CODDINGTON AVE
LINCOLN, NE 68522
402.477.6663

PACIFIC CLAY BRICKYARD

MAP, DIRECTIONS, AND HOURS OF OPERATION



BRICKYARD ADDRESS:

26800 BERNARD ST. LAKE ELSINORE, CA 92530

EMAIL: SALES@PACIFICCLAY.COM

HOURS: MON - FRI 7:00 - 4:00 PM

From Interstate 15:

Take Interstate 15 to the Lake street exit, go south on Lake street.

Turn right on Temescal Canyon Rd.

Turn left on Bernard Street, about 1/4 mile down.