



**EXQUISITE DISTINCTION  
SUPERIOR QUALITY**





OLD WORLD  
—TABBY—  
SAVANNAH · GEORGIA

*Coral Select Porcelain Pavers*

# OUR STORY

**Savannah Stone Source** is a natural stone and porcelain supplier, offering exclusive designs and exceptional products to best fulfill your design vision. We source materials from stone quarries and manufacturers around the globe to provide a large selection of quality products.

Family-owned and operated by brothers William & Jonathan Rhangos, our company was born out of 30 years experience in the stone business. Our team of designers, import specialists, and sales experts work to identify, manufacture, and import the most unique products on the market.



William & Jonathon Rhangos – Founders

Savannah Stone Source excels at importing at competitive prices for our distribution network. Our knowledgeable staff works with our global partners, architects, and design professionals to identify the most appropriate products to ensure a positive experience with an extraordinary outcome.



# PORCELAIN COLLECTIONS

---



- 4 OLD WORLD TABBY COLLECTION
- 6 OYSTER PORCELAIN
- 10 *INTERIOR PORCELAIN TILE*
- 13 *BENEFITS OF PORCELAIN*
- 16 CORAL SELECT PORCELAIN
- 22 REEF PORCELAIN
- 26 CLEFT PORCELAIN COLLECTION
- 30 *CLEFT 4-PIECE PATTERN*
- 36 PORCELAIN PAVER COLLECTION
- 40 TUMBLED PORCELAIN COLLECTION

## **NEW IN 2023**

*OLD WORLD TABBY INTERIOR TILE / p10*



# NATURAL STONE COLLECTIONS




## **CLASSIC PATTERNS**

*SANDSTONE 4-PIECE PATTERN / p50*

44	<b>CLASSIC SANDSTONE COLLECTION</b>
50	<i>SANDSTONE 4-PIECE PATTERN PACK</i>
54	<i>SANDSTONE ACCESSORIES</i>
56	<i>SANDSTONE COPING &amp; TREADS</i>
58	<i>SANDSTONE 3-PIECE PATTERN PACK</i>
60	<b>STEP TREADS</b>
62	<b>TUMBLED SANDSTONE COLLECTION</b>
66	<b>TUMBLED LIMESTONE COLLECTION</b>
70	<b>BECOMING A DEALER</b>
72	<b>MERCHANDISING</b>





*Oyster Grey Porcelain Pavers*





OLD WORLD TABBY CONCRETE PAVER

\* Concrete version available by special order



OLD WORLD TABBY RUINS AT CUMBERLAND ISLAND, GEORGIA

**Old World Tabby** was born out of a centuries old building technique, using oyster shell as the core aggregate to create foundations, walls and floors in the southeastern coastal region. Today many of these structures still exist as a testament to the beauty and strength of the process. Today the Old World Tabby Company has reimagined the use of oyster shells with modern technology to create shell products in hand made concrete and porcelain. Due to the length of time needed to create our “original” concrete product and the limited production quantity, we made a decision to pair with Italy in making a very unique, exclusive porcelain version. The artistry and the detail of the Old World Tabby coupled with Italy’s expertise and years of experience bring the product to life. Savannah Stone Source can now bring a more affordable, maintenance-free option to the industry that can be enjoyed by all.

Offered in three coastal colors our products are an ideal surface solution for pools, decks, porches, counter tops and architectural elements. Old World Tabby is an exclusive, one-of-a-kind product.



# OLD WORLD TABBY OYSTER PORCELAIN

**Old World Tabby Oyster Porcelain** combines natural shell products with modern technology to create a beautiful, unique product. Available in pavers, and tile with grip or matte finish, this product can be used for indoor and outdoor applications.



Oyster White Paver

Rectified Edges



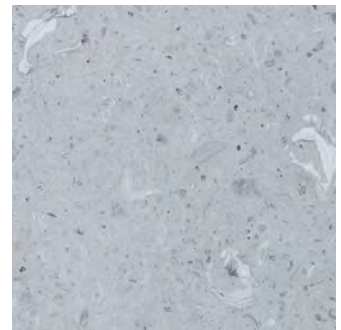
Oyster White Tile

Grip or Matte Finish



Oyster Sand Paver

Rectified Edges



Oyster Grey Paver

Rectified Edges

## PRODUCT

## THICKNESS

## SIZES

Paver: Calibrated Single Size Pack  
(Rectified edges)

$\frac{3}{4}$  inch

12"x24"  
24"x24"  
24"x36" \*

Tile: Calibrated Single Size Pack\*  
(Rectified edges, grip or matte finish)

$\frac{3}{8}$  inch

12"x24"  
24"x24"  
24"x48"

Fabricated Bullnose Edge Coping

$\frac{3}{4}$  inch

12"x24"

L-Shaped Coping with 2" Return

$\frac{3}{4}$  inch

13"x24"



Oyster White



\* Coping available in all 3 colors

\* All tile sizes and 24"x36" paver available only in Oyster White.





*Oyster Sand Porcelain Pavers*





*Oyster Sand Porcelain Pavers*

**Old World Tabby Oyster Porcelain** is a versatile surfacing material that can be installed on grass, sand, gravel, or mortar set over concrete base. Porcelain pavers are ideal for patios, porches, pool decks, and outdoor living areas.

Old World Tabby's neutral coastal colors pair well with grass joint applications, but also a variety of coping materials. In addition to our Old World Tabby copings, our collection pairs well with materials that complement the range of colors found in the oyster shell pattern. Consider travertine, marble, limestone, cast concrete or natural stone.



*Oyster White Porcelain Pavers*

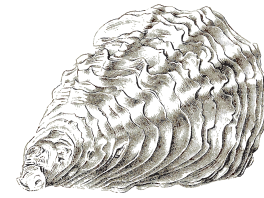




*Oyster Sand Porcelain Pavers*



*Oyster White Porcelain Tile*



## OLD WORLD — TABBYY —

SAVANNAH • GEORGIA

**Old World Tabby Oyster Porcelain Tile** brings our one-of-a-kind porcelain coastal look indoors offering a 3/8" thickness which is perfect for interior and vertical applications. These new tiles are also more economical than our 3/4" pavers and work well in transitional and outdoor living spaces.

Available in Oyster White or Coral Select, in matte and grip finishes, these tiles can be used in a variety of applications. The matte finish is easy to clean, perfect for backsplashes, fireplaces, bathrooms, and shower walls. The grip finish can be used outdoors and in high-traffic areas. The non-slip texture is suitable for patios, porches, and outdoor showers.





*Oyster White Porcelain Tile*





*Oyster Grey Porcelain Pavers*



*Oyster Grey  
Porcelain Pavers*

**Our porcelain pavers and tile are weather resistant stoneware for any type of outdoor flooring.** It is hard-wearing, anti-slip and capable of withstanding heavy loads. It can be installed on grass, sand, gravel, or mortar set over concrete base. It can also be used in approved raised installation systems.

All of our exclusive porcelain collections feature a minimum of 16 unique faces, making the repeat pattern unrecognizable. This attention to detail ensures a natural look, especially in our porcelain products that mimic natural coral, limestones, and sandstones.



## BENEFITS OF PORCELAIN



*Oyster Sand Porcelain Pavers*



Frost resistant



Non-fading



Look of real stone



Resistant to acid, chemicals, salt



Resistant to mildew & mold damage



Easy to clean



Easy to install



Easy to remove



Reusable



Anti-slip



Sand and gravel set possible



Resistant to loads



Suitable for raised installations



Long lasting



Impervious





*Oyster White Porcelain Pavers  
with Natural Bluestone Cobble*





*Oyster White Porcelain Pavers  
with Natural Bluestone Cobble*

**Juliette Gordon Low Birthplace**  
Savannah, Georgia

**Savannah Stone Source's Old World Tabby Oyster White** pavers and natural bluestone cobble tie the old in with the new; at the Juliette Gordon Low Birthplace House Museum's garden and courtyard, located in downtown Savannah. Juliette Gordon Low started Daisy's club, which later became the Girl Scouts of the USA (GSUSA). Now owned by GSUSA, the Juliette Gordon Low Birthplace is a "house museum" and gathering place for girls and the public.



*Oyster White Porcelain Pavers  
with Natural Bluestone Cobble*





# CORAL SELECT COLLECTION



OLD WORLD  
—TABBY—

SAVANNAH · GEORGIA

*Coral Select Porcelain Pavers*



## CORAL SELECT PORCELAIN

**Old World Tabby Coral Select Porcelain** is everything you love about the look of natural coral, featured in 28 faces so the pattern almost never repeats. It is an ideal selection for pool decks, patios, porches, and vertical elements.



Coral Select Paver

Rectified Edges



Coral Select Tile

Grip or Matte Finish



Bullnose Coping

Fabricated



L-Shaped Coping

2" Return

**PRODUCT****THICKNESS****SIZES**

Paver: Calibrated Single Size Pack  
(Rectified edges)

 $\frac{3}{4}$  inch

12"x24"  
24"x24"  
24"x36"

Tile: Calibrated Single Size Pack  
(Rectified edges, grip or matte finish)

 $\frac{3}{8}$  inch

12"x24"  
24"x24"  
24"x48"

Fabricated Bullnose Edge Coping

 $\frac{3}{4}$  inch


12"x24"

L-Shaped Coping with 2" Return

 $\frac{3}{4}$  inch

13"x24"





*Coral Select Porcelain Pavers*





*Coral Select Porcelain Pavers*

**Savannah Stone Source's Coral Select** is available in our traditional paver or two types of porcelain tile, allowing you to choose the thickness and finish most appropriate for your project. Pavers are an ideal surface for exterior projects such as patios, porches, and pool decks.

Tiles are available in matte and grip finishes. The matte finish is easy to clean, perfect for kitchens, bathrooms, and fireplaces. The grip finish can be used outdoors and in high-traffic areas, such as this outdoor dining room.



*Coral Select Porcelain Tile*





*Coral Select Porcelain Pavers*

**Savannah Stone Source's Coral Select** can be installed on grass, sand, gravel, or mortar set over concrete base. It can also be used in approved raised installation systems. Porcelain pavers are ideal for patios, porches, pool decks, and outdoor living areas.

Coral Select features tones of white and beige which pair well with a variety of materials. The neutral palette also creates stunning contrast in hardscaping and landscaping projects.



*Coral Select Porcelain Pavers*






*Coral Select Porcelain Pavers*



# REEF COLLECTION




OLD WORLD  
—TABBY—  
SAVANNAH · GEORGIA

*Reef Sand Porcelain*




# REEF PORCELAIN


**Old World Tabby Reef Porcelain Collection** is meant to remind you of the most unique limestones from across the globe. Light and bright, crisp, clean colors that inspire the soul. Elegant and natural, these pavers never go out of style.



Reef Sand  
Rectified Edges



Reef Ivory  
Rectified Edges



Reef Grey  
Rectified Edges



Reef Sand

Bullnose Coping  
Available in all 3 colors



*Reef Ivory  
Porcelain*

PRODUCT	THICKNESS	SIZES
Paver: Calibrated Single Size Pack (Rectified edges)	3/4 inch	24"x24" 24"x48"
Bullnose Edge Coping	3/4 inch	12"x24"





*Reef Ivory Porcelain*





*Reef Grey Porcelain*





# CLEFT

*Bluestone Select Porcelain*




# CLEFT PORCELAIN


**Cleft Porcelain** is a curated porcelain collection inspired by the beauty of natural cleft sandstone and bluestone, featured in 20 unique faces for a natural look. This collection evokes a rustic yet sophisticated design for unlimited applications.



Blue Lake




Bluestone  
Select



Bluestone  
Full Color



Glacier Black



Bluestone  
Select



**PRODUCT**

Calibrated 4-Piece Pattern

Calibrated Single Size Pack

Fabricated Bullnose Edge Coping

L-Shaped Coping with 2" Return

**THICKNESS**

3/4 inch

3/4 inch

3/4 inch

3/4 inch

**SIZES**

12"x12", 12"x24"  
24"x24", 24"x36"

12"x12"  
12"x24"  
24"x24"  
24"x36"

12"x24"

13"x24"

\* Coping available in all 4 colors





*Cleft Blue Lake Porcelain*






*Cleft Blue Lake Porcelain*




## 4-PIECE PATTERN

**Cleft Porcelain Patterns** were created for ease of use with installers in mind. Shown here in Bluestone Full Color, but available in all 4 colors, this pattern creates a more natural, dynamic look.



24"X36"



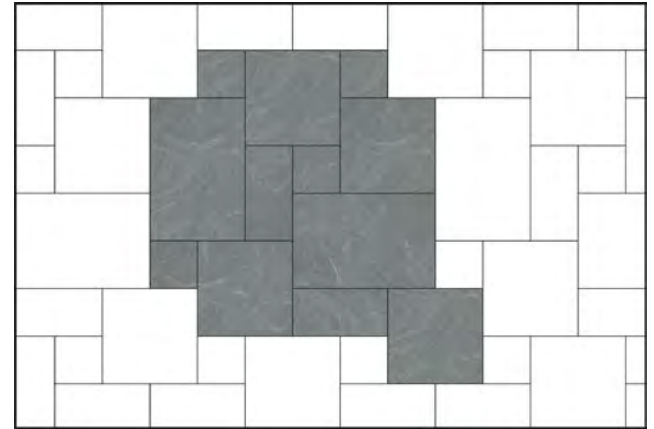
24"X24"



12"X24"



12"X12"



### VERSAILLES LAYOUT

FORMAT	PERCENT
12"X12"	11.10%
12"X24"	11.10%
24"X24"	44.40%
24"X36"	33.40%



*Cleft Bluestone Full Color Porcelain*





*Cleft Bluestone Full Color Porcelain*





*Cleft Bluestone Select Porcelain*





*Cleft Bluestone Select Porcelain*





*Cleft Glacier Black Porcelain*





*Cleft Glacier Black Porcelain*





# PORCELAIN PAVERS

*Blue Quarry Dark Porcelain*



# PORCELAIN PAVERS


Our curated collection of porcelain pavers are globally sourced to bring you the most unique and versatile designs available. These quality pavers are the ideal surfacing solution for patios, porches, pool decks, and driveways.



Blue Quarry  
Light



Blue Quarry  
Dark



Quartz



PRODUCT	THICKNESS	SIZES
Blue Quarry Light Calibrated Single Size Pack	3/4 inch	24"x24"
Blue Quarry Dark Calibrated Single Size Pack	3/4 inch	24"x24"
Quartz Porcelain Calibrated Single Size Pack	3/4 inch	24"x36"





*Quartz Porcelain*



*Blue Quarry Light Porcelain*

**Our porcelain pavers** are incredibly durable and weather resistant, perfect for exterior projects. Capable of withstanding heavy loads, this collection can be used in heavy traffic areas and driveways. It can be installed on grass, sand, gravel, or mortar set over concrete pass.





*Blue Quarry Dark Porcelain*



An aerial photograph of a stone patio and stairs. The patio is paved with large, rectangular, grey stone pavers. At the top of the patio is a set of stone stairs leading up to a wooden deck. The stairs are flanked by black metal railings. The surrounding area is landscaped with various green plants, including ferns and shrubs. The text "TUMBLED PORCELAIN PAVERS" is overlaid in large, white, sans-serif capital letters in the center of the patio.


# TUMBLED PORCELAIN PAVERS

*Grigio Tumbled Porcelain*



## TUMBLLED PORCELAIN


Our tumbled porcelain pavers replicate the look of natural stone with its unique texture. Manufactured with exceptional attention to detail, these pavers are the ideal surfacing solution for patios, porches, pool decks, and driveways.



Crema di Latte



Grigio



Vulcano




*Crema di Latte*

PRODUCT	THICKNESS	SIZES
Crema di Latte Calibrated Single Size Pack	3/4 inch	16"x32"
Grigio Calibrated Single Size Pack	3/4 inch	16"x32"
Vulcano Calibrated Single Size Pack	3/4 inch	16"x32"





*Vulcano Tumbled Porcelain*



*Tumbled Edge*

**Tumbled Porcelain Pavers** feature a unique tumbled finish that replicates the look of natural stone pavers. The rugged edges create a rustic look that is subtle with a soft feel.

Porcelain is a low-maintenance option that is easier to clean and care for compared to natural stone pavers. Typically cooler than natural stone, porcelain pavers are ideal for outdoor living spaces, especially in warmer climates. They're also resistant to stains, mildew & mold, ensuring that your pavers look as good as the day they were installed.





*Crema di Latte Tumbled Porcelain*



An aerial photograph of a luxurious backyard pool and patio area. The pool is rectangular with a circular hot tub at one end, both surrounded by a thick, multi-layered stone wall. The patio is paved with large, rectangular sandstone tiles in various shades of beige, tan, and light brown. In the background, a house with light blue siding and white trim features a large arched patio area with a dark brown roof. The patio includes a dining table with chairs, lounge chairs, and a built-in wooden bar. The overall scene is well-lit, suggesting a bright day.

# SANDSTONE COLLECTION

*Seagrass Sandstone*




# CLASSIC SANDSTONE

Our **Classic Sandstone** has a natural cleft finish with beautiful hand cut or sawn edges. Each color has been hand selected by us and the quarry to replicate timeless looks, inspired by the coast.



Driftwood

Dark slate grey, light grey, and greybrown tones




Stratus

Black, tan, and dark grey tones



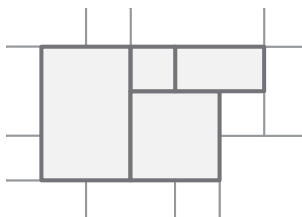
Sterling

Beautiful soft tones of grey



Seagrass

Tans, light grey, neutral brown, and soft neutrals



Stratus Sandstone

**PRODUCT**

**THICKNESS**

**SIZES**

Calibrated 4-Piece Pattern Pack  
(Natural finish, hand cut or sawn edges)

3/4 inch

11<sup>3</sup>/<sub>4</sub>"x11<sup>3</sup>/<sub>4</sub>", 12"x24"  
24"x24", 24"x36"

Calibrated 3-Piece Pattern Pack  
(Seagrass & Sterling, see pg. 64)

2 inch

4"x6", 6"x6", 6"x8"

Calibrated Single Size Pack  
(Natural finish, hand cut or sawn edges)

3/4 inch

24"x24"

Coping/Treads  
(See pg. 58 for product details)

2 inch

\* All sizes are nominal. See pg. 56 - 62 for pier caps, wall caps, stepping stones, copings, pattern packs, and step treads.





*Seagrass Sandstone*





*Seagrass Sandstone*





*Sterling Sandstone*





*Sterling Sandstone*

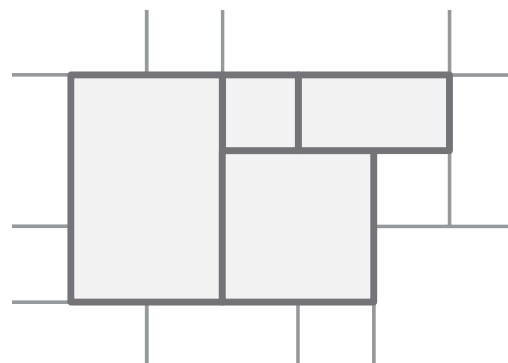




*Driftwood Sandstone*

## 4-PIECE PATTERN PACK

**Our Classic Sandstone Pavers** are available in 4-piece pattern packs, crated with all sizes of the pattern divided. These convenient pattern packs were created for ease of use with installers in mind. Shown here in Driftwood, but available in all 4 colors, this pattern creates a natural, dynamic look.



FORMAT	PIECES	PERCENT
12"X12"	26	33.33%
12"X24"	13	16.66%
24"X24"	26	33.33%
24"X36"	13	16.66%





*Driftwood Sandstone*





*Stratus Sandstone*





*Stratus Sandstone*  
*\* Enhanced sealed*



# SANDSTONE ACCESSORIES

## Sterling



## Seagrass



Rockface Wall Cap

Rockface Pier Cap

Bullnose Pier Cap

Stepping Stone

## PIER CAPS & WALL CAPS

COLOR	SIZES	EDGE FINISH
Sterling	14"x24"x2"	Rockface 2, Bullnose 2
	24"x24"x2"	Rockface 4, Bullnose 4
Seagrass	14"x24"x2"	Rockface 2, Bullnose 2
	24"x24"x2"	Rockface 4, Bullnose 4

## STEPPING STONES

COLOR	SIZES	QUANTITY
Sterling (Hand cut)	Mixed	80 pieces per crate
Seagrass (Hand cut)	Mixed	80 pieces per crate

\* All sizes are nominal. Full crates may be broken for an additional crate fee.





*Sagecross*  
*Sterling Sandstone*



# COPING & TREADS

---

Our **Classic Sandstone** Coping/Treads are 2" thick with a natural finish. They are available in multiple sizes and edge profiles including eased edge, bullnose, and rock face on one long side. We stock these in all colors to match our pattern packs at varying sizes and depths.

Please see chart for available color & size options.



Bullnose



Eased Edge



Rock Face



Driftwood

Eased Edge



Stratus

Rock Face



Sterling

Bullnose



Seagrass

Rock Face



## COPING &amp; TREADS AVAILABLE IN THE FOLLOWING

SIZE	PROFILE	SEAGRASS	STERLING	DRIFTWOOD	STRATUS
12"x24"x2"	Bullnose	✓	✓	✓	-
12"x24"x2"	Eased Edge	✓	✓	-	-
12"x48"x2"	Bullnose	✓	-	-	-
14"x48"x2"	Bullnose	✓	✓	-	-
14"x48"x2"	Eased Edge	✓	✓	✓	✓
14"x48"x2"	Rock Face	-	✓	-	✓
14"x72"x2"	Eased Edge	✓	✓	✓	-
14"x72"x2"	Rock Face	✓	✓	✓	-
20"x72"x2"	Eased Edge	✓	✓	-	-
20"x72"x2"	Rock Face	✓	✓	✓	-
20"x48"x2"	Rock Face	-	-	-	✓
20"x48"x2"	Eased Edge	-	-	-	✓

\* All sizes are nominal. Full crates may be broken for an additional crate fee.



## 3-PIECE PATTERN PACK



**Our Classic Sandstone Pavers** are available in 3-piece pattern packs, crated with all sizes of the pattern divided. They are approximately 2" thick  $\pm \frac{3}{4}$ " for vehicular traffic. Shown here in Seagrass Sandstone, and also available in Sterling Sandstone, Yorkstone Tumbled Sandstone, and Greystone Tumbled Sandstone.

FORMAT	PIECES	PERCENT
4"X6"	150	33.33%
6"X6"	150	33.33%
6"X8"	150	33.33%

PRODUCT	THICKNESS	SIZES
Seagrass Sandstone 3-Piece Pattern Pack (Natural finish, hand cut edges)	2 inch	4"x6", 6"x6", 6"x8"
Sterling Sandstone 3-Piece Pattern Pack (Natural finish, hand cut edges)	2 inch	4"x6", 6"x6", 6"x8"
Yorkstone Tumbled Sandstone 3-Piece Pattern Pack (Natural finish, sawn & tumbled edges)	2 inch	4"x6", 6"x6", 6"x8"
Greystone Tumbled Sandstone 3-Piece Pattern Pack (Natural finish, hand cut & tumbled edges)	2 inch	4"x6", 6"x6", 6"x8"

\* All sizes are nominal





*Seagrass Sandstone*



# STEP TREADS

---

We offer step treads in both Sterling Sandstone and Midnight Limestone in 16" x 48" x 6" in crates of six. Please note that all sizes are nominal.



Sterling

Sandstone

Rockface on one long side



Midnight

Limestone

Rockface on all 4 sides





# PACKAGING



*Driftwood Sandstone*






TUMBLED  
SANDSTONE  
COLLECTION

*Oxford Tumbled Sandstone*



# TUMBLLED SANDSTONE

Our **Tumbled Sandstone Collection** is hand cut and tumbled, with a Classic European feel. It is soft under the feet with a soft color palette. This is a perfect choice for a more historical look.



Ashford

Dark slate grey, light grey, and greybrown tones



Oxford

Black, tan, and dark grey tones



St. Croix

Mixture of yellowish buff, pink, and golden brown tones



Greystone

Beautiful soft tones of grey



Yorkstone

Tans, light grey, neutral brown and soft neutrals



Greystone



Yorkstone

**PRODUCT**

**THICKNESS**

**SIZES**

Calibrated 4-Piece Pattern Pack  
(Natural finish, hand cut & tumbled edges)

3/4 inch

11<sup>3</sup>/<sub>4</sub>"x11<sup>3</sup>/<sub>4</sub>", 12"x24"  
24"x24", 24"x36"

Calibrated Single Size Pack  
(Natural finish, hand cut & tumbled edges)

3/4 inch

18"x36"  
24"x24"

Straight Edge Coping  
(Natural finish, sawn & tumbled edges)

2 inch

14"x24"

\*Coping available in all 5 colors.

\* All sizes are nominal.





*St. Croix Tumbled Sandstone*





*Ashford Tumbled Sandstone*





TUMBLED  
LIMESTONE  
COLLECTION

*Golden Wheat Limestone*



# TUMBLLED LIMESTONE

Our **Tumbled Limestone** is suitable for both indoor and outdoor applications. We offer 3 colors in a 4-piece pattern, single sizes and eased edge coping/treads. Limestone pavers have insulating properties that regulate temperature well.




Golden Wheat



Harbour Grey




Midnight



Midnight Coping

Available in all 3 colors



PRODUCT	THICKNESS	SIZES
Golden Wheat Calibrated 4-Piece Pattern Pack (Natural finish, machine cut & tumbled edges)	1 inch	11"x11", 11"x22" 22"x22", 22"x32.5"
Habour Grey Calibrated 4-Piece Pattern Pack (Natural finish, machine cut & tumbled edges)	1 inch	12"x12", 12"x24" 24"x24", 24"x35.5"
Midnight Calibrated 4-Piece Pattern Pack (Natural finish, machine cut & tumbled edges)	1 inch	12"x12", 12"x24" 24"x24", 24"x35.5"
Calibrated Single Size Pack (Natural finish, machine cut & tumbled edges)	1 inch	18"x36" 24"x24"
Copings/Treads (Natural finish, machine cut & tumbled edges, 4 sides)	2 inch	14"x48"

\* All sizes are nominal. Pattern packs in full crates only.





*Harbour Grey Limestone*





*Golden Wheat Limestone*



# BECOMING A DEALER

---

## Interested in becoming a dealer or buying our products?

Please consult our website or contact our office to find a reputable dealer in your area. We at Savannah Stone Source pride ourselves in our one-on-one, hands-on approach to customer service. We choose high-quality, reputable and reliable product services. If you have any questions or are interested in becoming a dealer, please contact us.

Contact: Anna Griffin

Anna@SavannahStoneSource.com | 843-548-7799



*International Port of Savannah, GA*



# INFORMATION ON OUR MATERIALS

---



**Color** – Natural Stone will vary with range in both color and movement. It is important to see multiple samples before ordering to approve color.



**Sizes** – All sizes quoted are nominal sizing



**Maintenance** – Some natural stone will have some iron content – this can cause some areas exposed to oxidize. Please ask your distributor to recommend a rust/stain remover. Sealers may or may not be needed – always use an appropriate sealer for natural stone and follow all instructions. Testing on a small piece first is always recommended.



**Installation** – Please refer to your distributor, installer, manufacturer for installation instructions.

*We only offer our products through our distribution network. Please contact us for a distributor near you.*

*Please visit our website Resource tab for additional recommendations on basic installation, best practices, and product recommendations.*





















*Old World Tabby Oyster Grey Porcelain*





## SAVANNAH STONE SOURCE & THE ETHICAL TRADING INITIATIVE

Savannah Stone Source is a part of a leading alliance of companies, trade unions and NGOs that promote respect for workers' rights around the globe. As a part of The Ethical Trading Initiative, our vision is a world where all workers are free from exploitation and discrimination, and enjoy conditions of freedom, security and equality.



**Ethical Trading Initiative**  
Respect for workers worldwide

- Working conditions in the mining of stone are safe and hygienic
- Child labor is not used in the quarrying of stone
- Living wages are paid
- Working hours are not excessive
- No harsh or inhumane treatment is allowed

Special Thanks to Blake Crosby Photography | [blake@crosbycreative.co](mailto:blake@crosbycreative.co)





SAVANNAHSTONESOURCE.COM

